

2025

Back to **PRE** SCHOOL GUIDE

**KICKSTART BIBLICAL
LESSONS AT HOME OR
AFTER SCHOOL!**

**2 FAMILY BIBLE
STUDY ACTIVITIES**

**STORYBOOK
DEVOTIONAL**

**HOW YOU INTRODUCE
YOUR CHILDREN TO GOD**



TABLE OF CONTENTS

1

HOW YOU INTRODUCE
YOUR CHILDREN TO GOD
article

2

THE MAGICAL TREE
study of Psalms

3



RESCUE TRUCKS
study of God's character

4

GUESS HOW MUCH
I LOVE YOU
book devotional

5

CONNECTING THE DOTS
letter tracing sheet



HOW YOU INTRODUCE YOUR CHILDREN TO GOD

Your little ones are young, but already you want to introduce them to their God! You want to kickstart a long, fulfilled relationship with their Father. You are eager to teach them about God. But, they cannot read yet. They will not sit through a TV show. They are still working on their words. How do you make introductions?

Remember that you are an image of God, and that is especially true for your children. As a child of God yourself, you reflect God's image. (Genesis 1:27). At this stage, you are also probably the biggest person in your little ones' lives — metaphorically and physically. For a little while, you can do and endure all things in their eyes. Your role as caretaker puts you in a special position to show your children what God is like. What an awesome responsibility, but even more an opportunity! (Proverbs 22:6). You can introduce your children to God's character on a

daily (and nightly) basis. Below are a few simple ways. Be encouraged! I suspect you have already begun.

1. You keep your word. You try. When you say, "no more cheerios," you give no more cheerios. When you say you'll report that pumpkin seed they planted in a cup at school, you go home and report that seed. You show them how God keeps his promises. (Numbers 23:19).

2. You give personalized attention. You listen to the story about how the bunny and the bear became best friends — and you ask questions. You use your talents to make or do something special for each of your children. I made a point to write each of my children a personal lullaby. The songs are nothing fancy, but my children love that each of them have their own. You show them how God is a personal God. (Luke 12:7).

3. You engage with strangers. You talk to people at the grocery store. You pick up keys when someone drops them. You invite people to church on holidays and on regular days. You invite your neighbors to share a coffee or meal. You show them how God loves all people. (John 3:16).

4. You help people in need. You show up when your father-in-law falls. You bring donations to feed local families in need. You cut the grass for the widow in your neighborhood. You take your sick pets to the vet for treatment. You show them how God provides. (Philippians 4:19).

5. You dance and sing together! You play worship music, and you dance while you cook. You sing “Jesus Loves Me” in the car on the way home from preschool, sometimes very loudly. You show them how God inspires joy! (Psalm 16:11).

6. You pray a lot. You pray at mealtime. You pray at bedtime. You pray over your children when they are sick. You ask to pray over others when God calls on you to reach out. One of my favorite memories is the first time my three-year-old son asked me to pray over him when he had a cold.

You show them that God listens to them. (Psalm 34:17, 55:16–17).

7. You practice saying sorry. When you forget their shoes or you lose your temper, you bend down, apologize, and ask for a hug. You teach them to say sorry when they steal toys from one another, and you show them how to make amends with a hug, a toy, or rights to “first in line.” This last one is a big one in our house! You show them how God forgives and continually restores his relationship with his children. (2 Corinthians 5:18–19).

Take heart in these small, exhausting years! Scripture tells us mommas to start our little ones out on God’s way, and even when they grow old they will not depart from it. (Proverbs 22:6). Scripture also tells us that God is with us. (Matthew 28:19–20; Hebrews 13:5; Romans 8:26).



Dani Kinchen

Empowered Homes
Ministry Assistant

THE MAGICAL TREE

a 4-part devotional for parents & kids

Help your child discover the blessing of a life rooted in God! Psalm 1:3 compares God's children to an ever-growing tree planted by flowing streams. Find a tree in your backyard or neighborhood and walk through the four lines of this verse in four corresponding activity-lessons. For older kids, do it all in one day. For little ones, do one lesson each day!

**HE IS LIKE A TREE PLANTED
BESIDE FLOWING STREAMS
THAT BEARS ITS FRUIT IN ITS SEASON,
AND ITS LEAF DOES NOT WITHER.
WHATEVER HE DOES PROSPERS.**

PSALM 1:3

1 Find your tree

2 Read the verse

3 Do the activity

4 Read the lesson



DAY 1

verse

Those who love God are like a tree planted beside flowing streams!

activity

Walk around a tree like a stream flowing by!

lesson

God provides for and nourishes those who love him!

DAY 2

verse

Those who love God are like a tree that bears fruit in its season!

activity

Lay out a blanket and eat a fruit snack beneath a tree!

lesson

God's children feed others and are beautiful in his eyes!

DAY 3

verse

Those who love God are like a tree with leaves that do not wither!

activity

Find the biggest fallen leaf beneath a tree!

lesson

God provides forever life and carries us through hard days.

DAY 4

verse

Those who love God are like a tree that prospers!

activity

Count the growing leaves on the end of one tree branch!


lesson

God blesses those who love him and helps them grow in all seasons!

RESCUE TRUCKS

a 4-part Bible “play & study” on God’s character

Our God rescues! Find toy rescue vehicles around your house like the ones below, and set them out on your kitchen table. Let your children pick out one each day and play together with the vehicle while you tell them a corresponding story about how their God saves! Repeat together, **“Our God rescues!”**



1 Just like firefighters in a firetruck, our God **RESCUES** us out of the fire!

A long time ago, three men named Shadrach, Meshach, and Abednego who loved God were thrown into a fire by people who worshiped pretend gods. The three men had refused to worship pretend gods like the other people around them. Your God showed up and saved them! The fire did not burn the men, and they lived!

Daniel 3

2 Just like medics in an ambulance, our God RESCUES us from sickness and heals us!



Jesus healed many, many people when he walked the earth. News of his healing powers spread throughout the land! He healed people who could not use their legs so that they could get up and walk! He stopped seizures many people suffered. People with sickness, pain, and disease came a long way to seek Jesus' help, and Jesus healed them.

Matthew 4:23-24, 8:16-17

3 Just like police in a police car, our God RESCUES us out of trouble!



The king of Babylon chose a man of God named Daniel to be in charge of his government. A group of the king's men were jealous of Daniel. They tricked the king into making a rule that no one could pray to God for 30 days. Daniel loved God, though, and continued to pray to him three times a day in his home. As punishment under the new rule, Daniel was thrown into a den of lions. None of the lions harmed Daniel all night! God delivered Daniel safely from the den!

Daniel 6:1-23

4 Just like coast guards in a rescue boat, our God RESCUES us out of stormy waters!



Two times, Jesus saved his disciples (also friends!) when they were caught in a big storm on the sea. The first time, Jesus was with them. He simply called out from the boat and the sea became calm! The second time, Jesus walked from shore out onto the water to the disciples' boat. He stopped the winds and brought the disciples to shore. "Even the winds and the sea obey him!" (Matthew 8:27).

**Matthew 8:23-27, 14:22-32
John 6:16-21**

4

GUESS HOW MUCH I LOVE YOU

a storybook devotional for bedtime



Find “**Guess How Much I Love You**” by Sam McBratney on your bookshelf! Read the story together. Afterward, tell your little ones: “You know, Big Nutbrown Hare is a lot like God!”

FIRST

God loves you so much! Pop up on your feet together for a bedtime stretch:

STRETCH YOUR ARMS UP
STRETCH YOUR ARMS OUT
JUMP WITH HANDS UP


GO TO THE WINDOW

Repeat, “**God loves you this much!**”

“**God loves you to the moon & back!**”

Remind your little ones we cannot understand the length, width, height, or depth of our God’s love for us because it is so much! (See Ephesians 3:14-19).

Now, time to sit down and cuddle up!





SECOND

God will lead you on adventures!

Big Nutbrown and Little Nutbrown jump and swing and chase! They go on great adventures trying to find ways to show how much they love each other.

When we chase after God, he leads us to places we never imagined and gives us joys we never thought we'd experience! He leads us to an abundant life.

Bonus: Share a personal example if you can think of one! (mission trips, new friends, serving opportunities)



Remember, your God can “do above and beyond all that [you] ask or think!” (Ephesians 3:20).




THIRD

God supports you always!

Big Nutbrown walks with Little Nutbrown, carries him and listens to him with those big, long ears! They spend time together every night getting ready for bed just like us!

If you lean on your God like Little Nutbrown leans on his Big Nutbrown, God will walk with you, carry you, and listen to you on good days and hard days. (See Ephesians 3:17).



FOURTH

God gives you peace!

After Little Nutbrown hears how much Big Nutbrown loves him so many times, Little Nutbrown lies down and falls asleep in perfect peace. That is God's love at work!


Bonus: Pretend to snore together! The louder, the better!



If you trust God and remind yourself how much he loves you every day, he will bring you peace. You can rest easy tonight and every night! (Isaiah 26:3).



5


CONNECTING THE DOTS



**We know that all things work together
for the good of those who love God!**

ROMANS 8:28





For more free resources visit
www.empoweredhomes.org